






 **Temporary Work Bridge**

 **Crane Swing Area**

 **Slow/No Wake Zone:** 500 ft upstream and downstream of bridge construction

 **Exclusion Area:** No passing under temporary work bridges (within 100 ft) or crane swing area (within 140 ft)